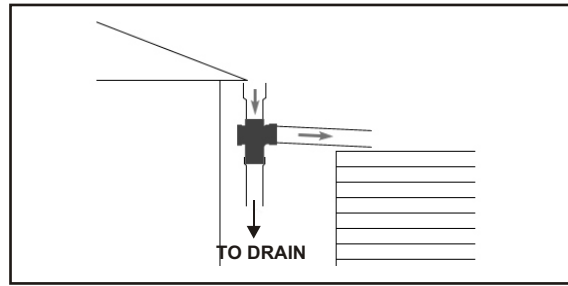


# HOW SafeRain WORKS

**SAFE RAIN**  
FIRST FLUSH DIVERSION VALVE

Pat. No. 676 709

PO BOX 298  
BLACKBURN VIC 3130  
Ph/Fax (03) 9894 3302



## SafeRain VERTICAL DIVERSION VALVE

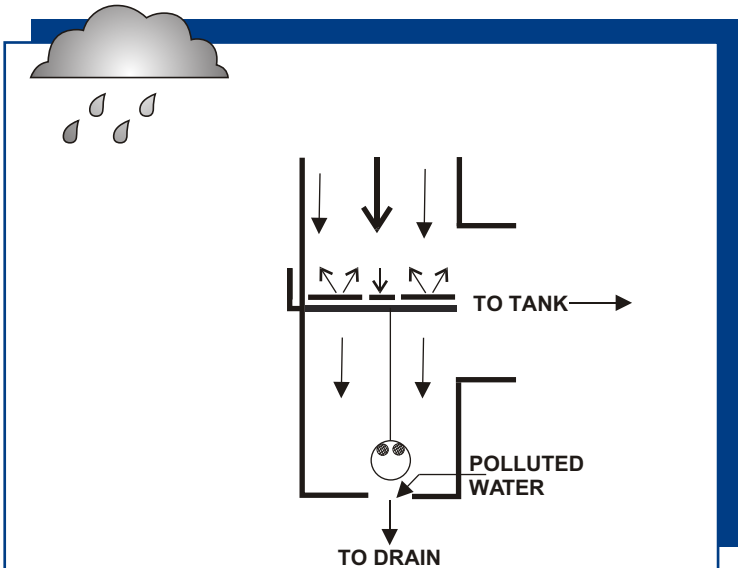


Fig. 1: When rain starts, the stagnant water is dumped from the base of the SafeRain valve.

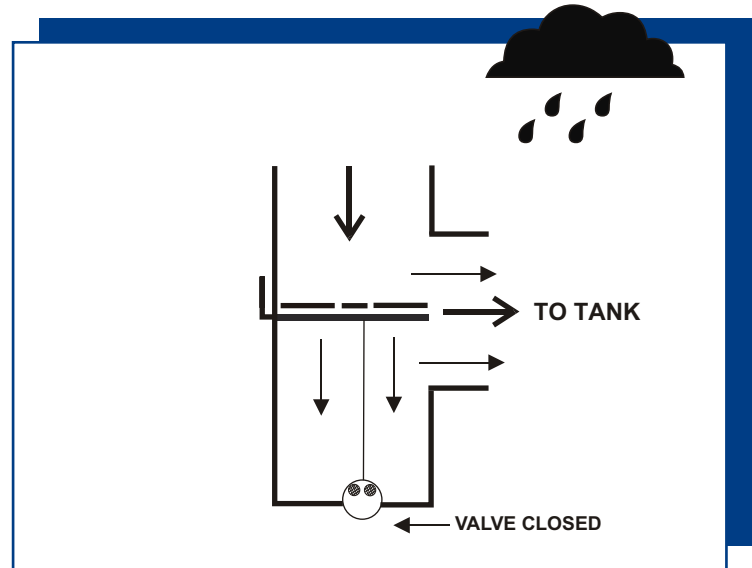


Fig 2. After the polluted water is dumped, the valve shuts automatically. Clean water is then diverted to the tank.

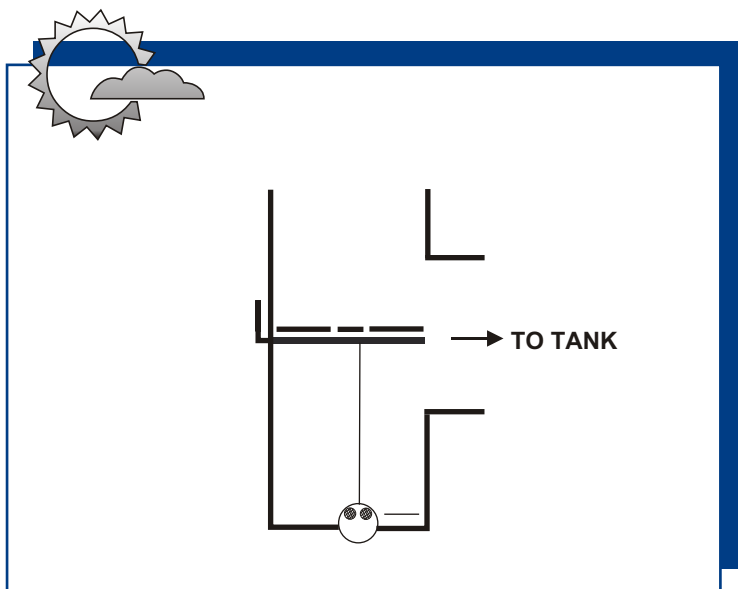


Fig. 3: When the rain stops SafeRain can remain closed for approximately 24 hours. Any further rain during this time goes to the tank.

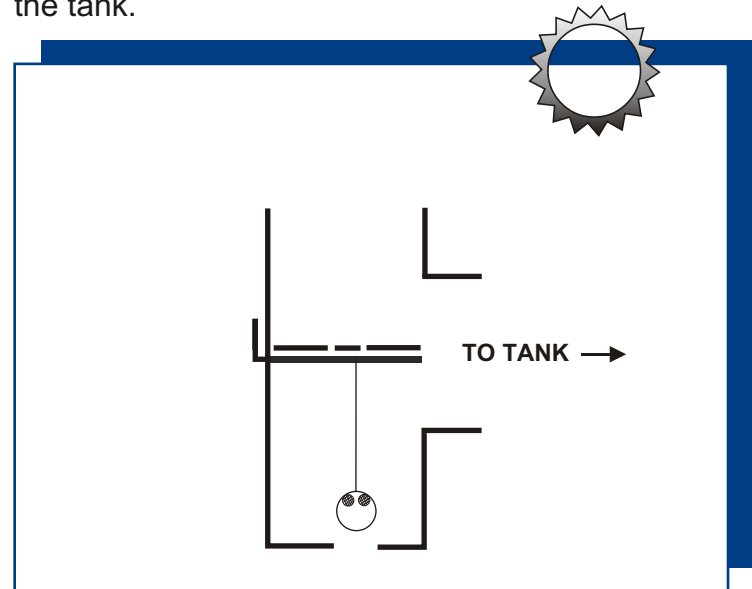


Fig. 4: SafeRain will drain completely resetting the unit automatically for the next rainfall.

### TECHNICAL NOTES

Typically the unit closes at flow rates between 10 litres/min and 20 litres/min adjustable. Any small debris left behind in Fig. 4 is flushed out with the next rain. Large leaves, sticks etc are caught in a detachable screen accessible by the screw access.

The above unit is available in both 90 and 100mm sizes. Once a SafeRain is fitted, polluted water diversion of between 5-1,000 litres is possible depending on setting.